



STANLEY'S CRAZY HAIRDO

Just connect the dots to re-create Stanley's crazy hairdo with style!



STANLEY'S CRAZY CLASS PICTURE

Here's your chance to create crazy hairdos for everyone in Stanley's class.
Make them wild and wacky! Then color in the rest of the picture,
using whatever crazy colors you'd like.

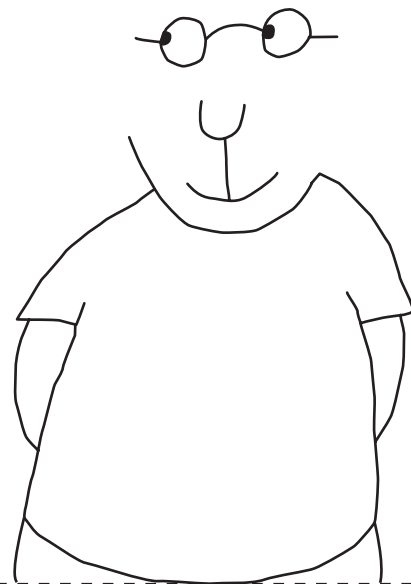
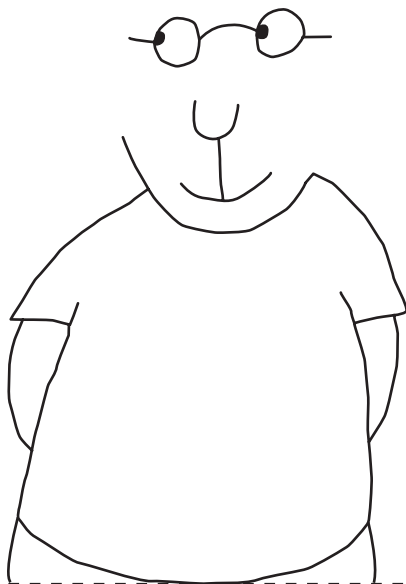




STANLEY'S CLASS MATCHING GAME

Can you match up Stanley's classmates? Cut each square along the dotted lines.


Mix up the squares and spread them out, placing them face-down.

On every turn, flip over two squares. If they match, keep that pair. If not, turn them face-down and try again! See if you can find all the pairs!



STANLEY'S (CLASS) MATCHING GAME

page 2



(CREATE CRAZY HAIR PEOPLE!

Express your wild side! Create a crazy hairstyle!


You'll need:

- Paper plates (plain white works best)
- Markers or crayons
- Tape, glue, and/or staples
- Ribbon
- Pipe cleaners
- Construction paper
- Scissors
- A responsible adult



To do:

1. Begin by drawing a face on a paper plate.
2. Using the materials listed above (and a lot of imagination!), give your paper plate person a wild and wacky hairdo! Hair sticking straight up? Long waves or funky spikes? It's up to you to make your member of the class stand out!



DO A CRAZY HAIRDO!

You can celebrate your own Crazy Hair Day with a wild and wacky hairdo of your own!

You'll need:

- Permission from your parents or guardians
- Rubber bands (or hair elastics)
- Styling gel
- Hair spray (Colors optional! You can find colored hair spray at party or costume stores.)
- Ribbons, pipe cleaners, or yarn
- Mirror



To do:

Do your own hair or help your friends with theirs! Use your imagination to make the craziest hairdo you can think of! Spray, wrap, dip, tie, or twist! When you're all done, admire your handiwork in the mirror.

